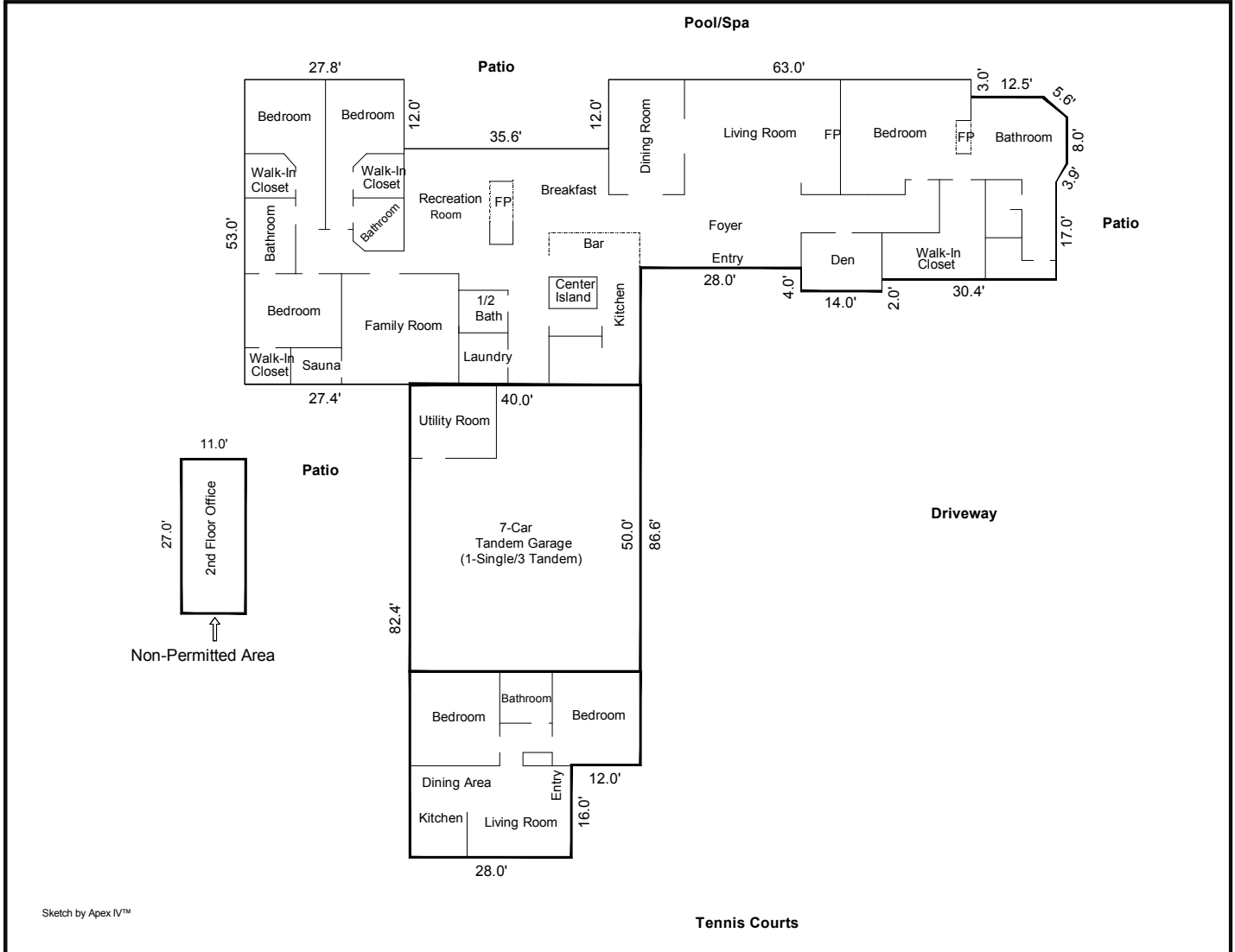


# Building Sketch

Borrower/Client			
Property Address			
City	County	State CA	Zip Code
Lender			



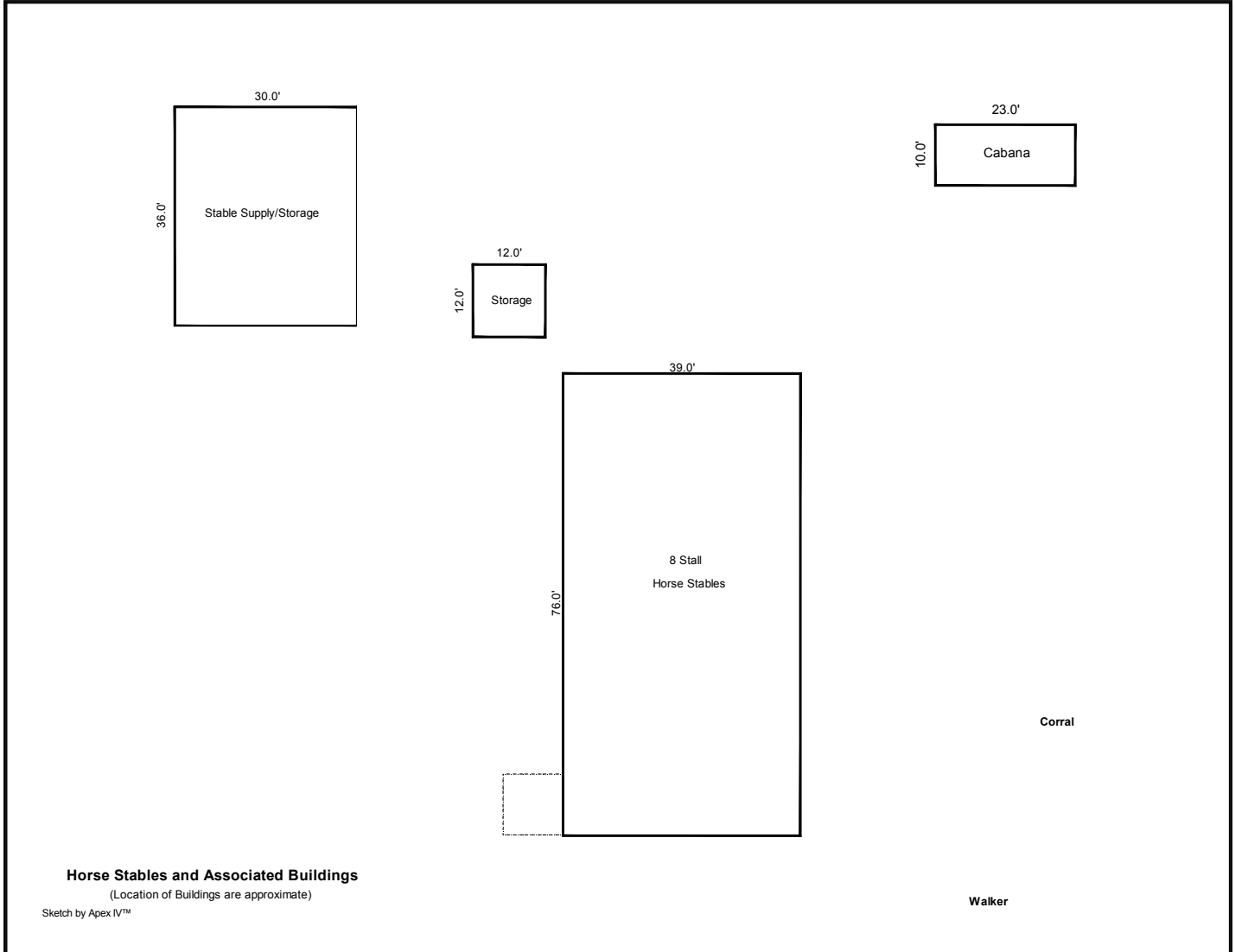
Comments:

AREA CALCULATIONS SUMMARY			
Code	Description	Net Size	Net Totals
GLA1	First Floor	5691.7	5691.7
GAR	Garage	2000.8	2000.8
OTH	Guest Quarters	1104.0	
	Unpermitted Area	297.0	1401.0
Net LIVABLE Area		(Rounded)	5692

LIVING AREA BREAKDOWN			
Breakdown			Subtotals
<b>First Floor</b>			
0.5 x	3.5 x	4.4	7.6
	2.4 x	11.4	27.3
0.5 x	3.4 x	2.0	3.3
	2.0 x	8.0	15.7
	2.4 x	17.0	40.8
	31.8 x	42.0	1336.8
	2.0 x	14.0	28.0
	3.0 x	29.5	88.5
	32.8 x	33.5	1099.8
	20.8 x	63.4	1320.6
	20.2 x	68.9	1389.7
	12.0 x	27.8	333.6
12 Items			(Rounded)
			5692

### Building Sketch

Borrower/Client			
Property Address			
City	County	State CA	Zip Code
Lender			



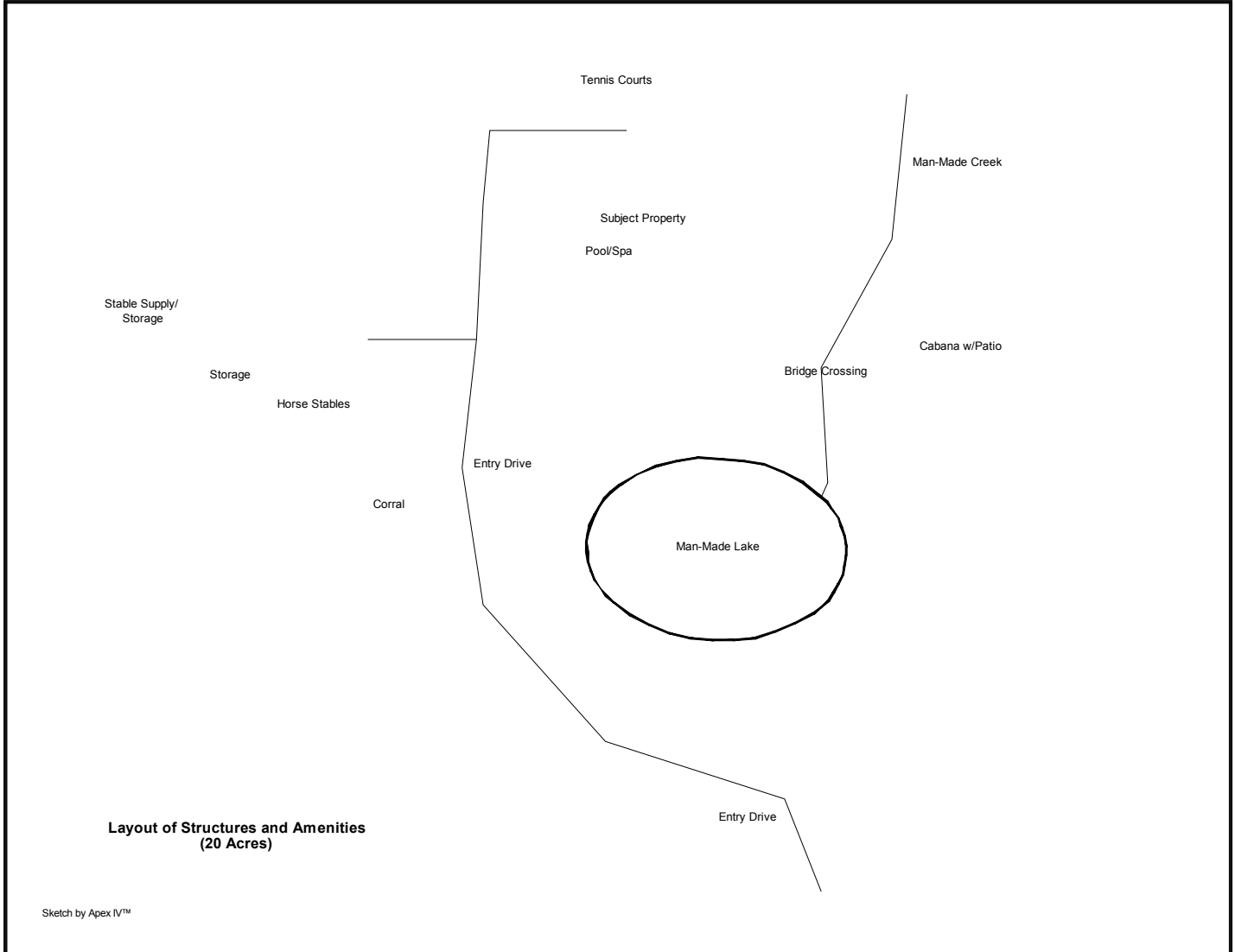
Comments:

AREA CALCULATIONS SUMMARY			
Code	Description	Net Size	Net Totals
OTH	Horse Stables	2964.0	
	Storage	144.0	
	Stable Supply/Storag	1080.0	
	Cabana	230.0	4418.0

AREA BREAKDOWN	
Breakdown	Subtotals

# Building Sketch

Borrower/Client			
Property Address			
City	County	State CA	Zip Code
Lender			



Comments:

AREA CALCULATIONS SUMMARY			
Code	Description	Net Size	Net Totals

AREA BREAKDOWN	
Breakdown	Subtotals